

EUROINOX

MULTISTAGE CENTRIFUGAL PUMPS



TECHNICAL DATA

Operating range:

from 10 to 120 litres/min. with head up to 72 m.

Liquid quality requirements: clean, free from solid or abrasive contaminants, non-viscous, non-aggressive, uncrystallised and chemically neutral, close to the properties of water.

Liquid temperature range: from 0°C to +35°C for domestic use (EN 60335-2-41).

Maximum ambient temperature: +40°C

Maximum operating pressure: 8 bar (800 kPa)

Installation: fixed or portable in a horizontal position.

Motor protection rating: IP 44

Terminal block protection rating: IP 55

Insulation class: F

Standard input voltage: single phase 220/240 V / 50 Hz
three phase 230/400 V - 50 Hz

APPLICATIONS

Multi-stage centrifugal pump with horizontal shaft, with excellent suction capacity even in the presence of air bubbles, featuring extremely quiet operation suitable for domestic water supply and pressurisation, irrigation of gardens and general water movement.

CONSTRUCTIONAL FEATURES OF THE PUMP

Pump body in stainless steel. Motor support in die cast aluminium, with seal holder cover in AISI 304 stainless steel. Carbon/ceramic mechanical seal. Rotor shaft in AISI 304 stainless steel. Impeller and diffuser bodies and diffuser in technopolymer. Stainless steel wear ring.

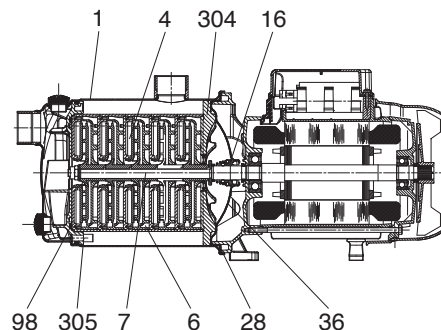
CONSTRUCTIONAL FEATURES OF THE MOTOR

Asynchronous, continuous service motor. Incorporated thermo-amperometric protection and permanently inserted capacitor in the single phase version. Overload protection to be provided by the user for the three-phase version.

MATERIALS

N°	PARTS*	MATERIALS
1	PUMP BODY	AISI 304 STAINLESS STEEL X5CRNI 1810 UNI 6900/71
4	IMPELLER	TECHNOPOLYMER
6	DIFFUSER	TECHNOPOLYMER
7	SHAFT WITH ROTOR	AISI 304 STAINLESS STEEL X5CrNi 1810 UNI 6900/71
16	MECHANICAL SEAL	CARBON/CERAMIC
28	OR GASKET	NBR
36	SEAL HOLDER COVER	AISI 304 STAINLESS STEEL X5CRNI 1810 UNI 6900/71
98	DIFFUSER BODY	TECHNOPOLYMER
304	REAR DISC	TECHNOPOLYMER
305	FRONT DISC	TECHNOPOLYMER

* In contact with liquid



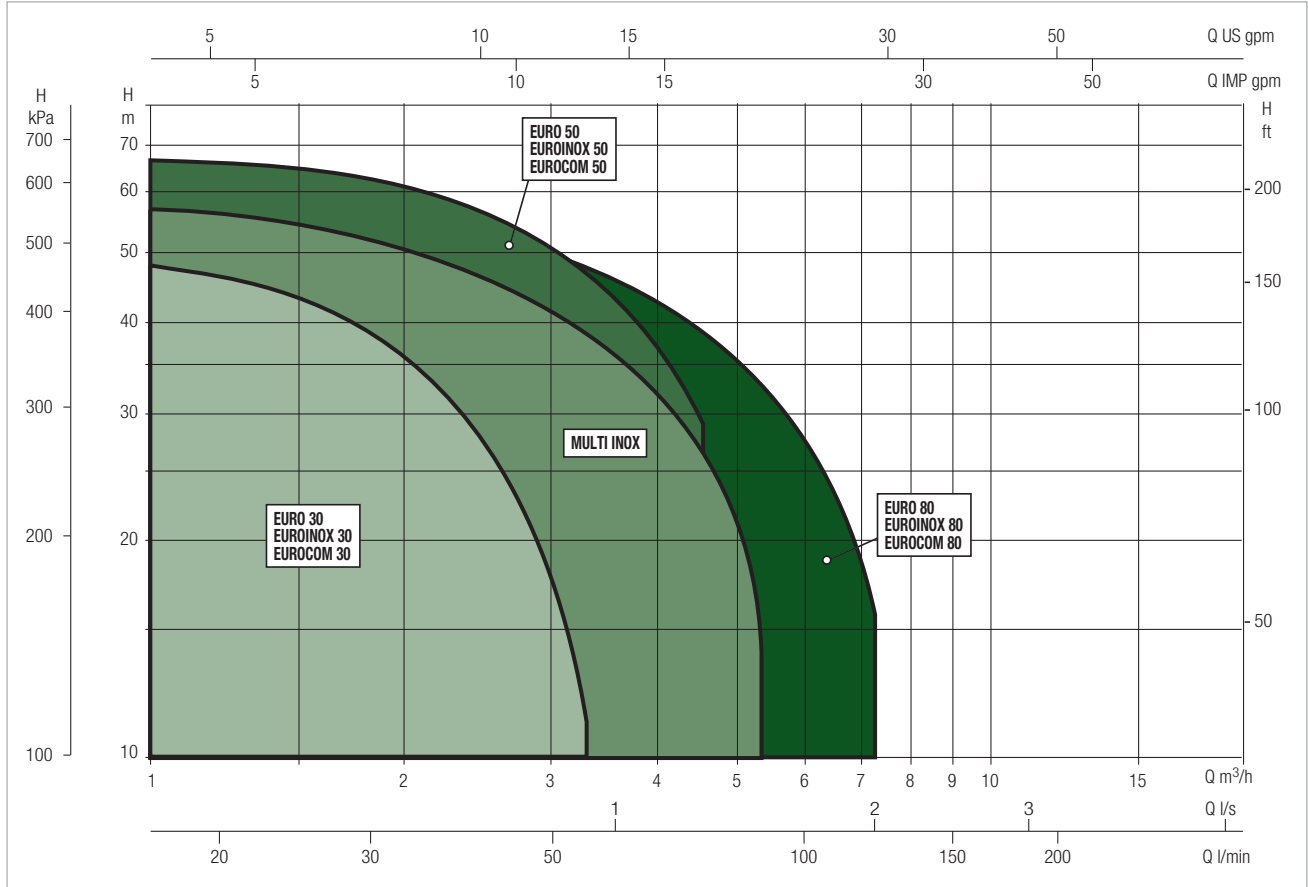
EUROINOX

MULTISTAGE CENTRIFUGAL PUMPS

PERFORMANCE RANGE

The performance curves are based on kinematic viscosity values = 1 mm²/s and density equivalent to 1000 kg/m³. Curve tolerance according to ISO 9906.

GRAPHIC SELECTION TABLE

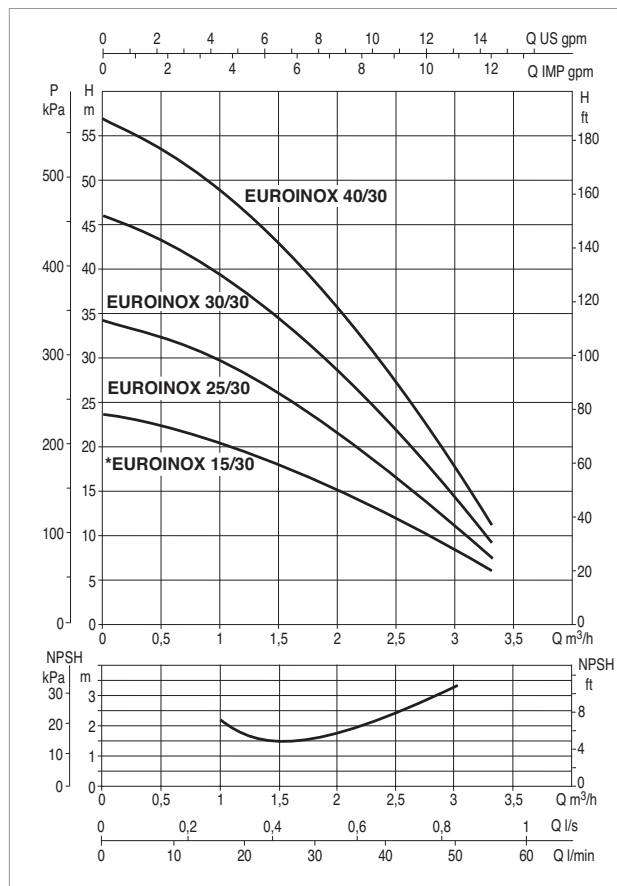
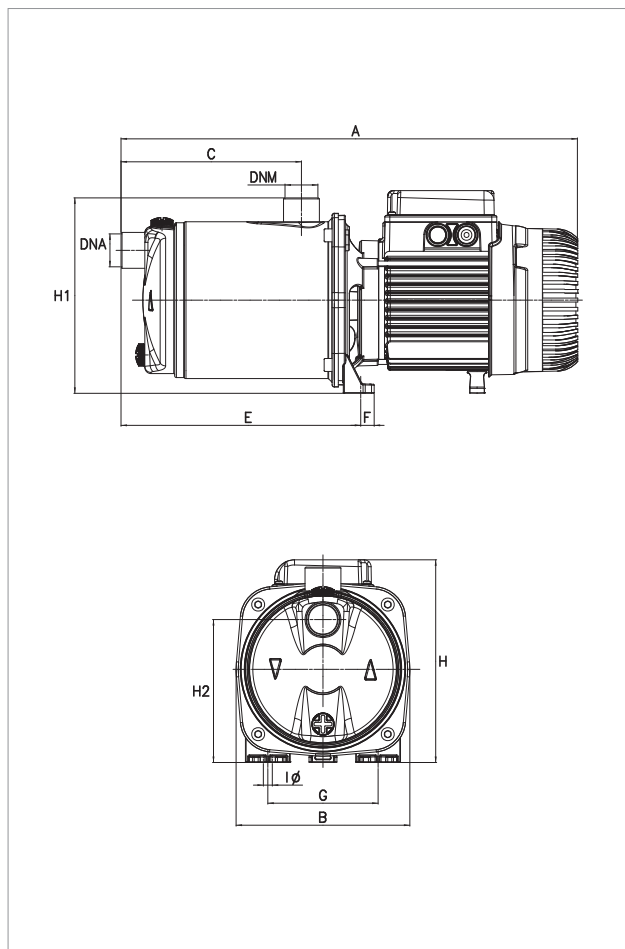


EUROINOX SELECTION TABLE

MODEL	Q=m ³ /h	0	0.6	1.2	1.8	2.4	3.0	3.6	4.2	4.8	6	7.2
	Q=l/min	0	10	20	30	40	50	60	70	80	100	120
EUROINOX 25/30 M	H (m)	34	31.7	28.3	23.5	17.5	11					
EUROINOX 30/30 M		46	42.2	37.8	31.2	23.3	14.3					
EUROINOX 40/30 M		57	52.7	47	38.8	29	17.7					
EUROINOX 30/50 M		42	40.2	38.2	36.2	33.8	30	24.8	19.5	14		
EUROINOX 30/50 T		42	40.2	38.2	36.2	33.8	30	24.8	19.5	14		
EUROINOX 40/50 M		58	55.3	52.8	50.1	47.1	42.7	35.8	28	19		
EUROINOX 40/50 T		58	55.3	52.8	50.1	47.1	42.7	35.8	28	19		
EUROINOX 50/50 M		72	68.5	65.5	62.1	58.2	52.2	43.6	34.5	26		
EUROINOX 50/50 T		72	68.5	65.5	62.1	58.2	52.2	43.6	34.5	26		
EUROINOX 30/80 M		47		46.5	45	43.5	41	38	34.5	31	23	12
EUROINOX 30/80 T		47		46.5	45	43.5	41	38	34.5	31	23	12
EUROINOX 40/80 M		59		57	56	54	51	47	43.5	39	29.5	16.5
EUROINOX 40/80 T		59		57	56	54	51	47	43.5	39	29.5	16.5

EUROINOX 30-SELF-PRIMING CENTRIFUGAL ELECTRIC PUMPS FOR DOMESTIC WATER SUPPLY

Liquid temperature range pumped: from 0 °C to +35 °C - Maximum ambient temperature: +40°C



The performance curves are based on the kinematic viscosity values = 1 mm²/s and density equivalent to 1000 kg/m³. Curve tolerance according to ISO 9906.

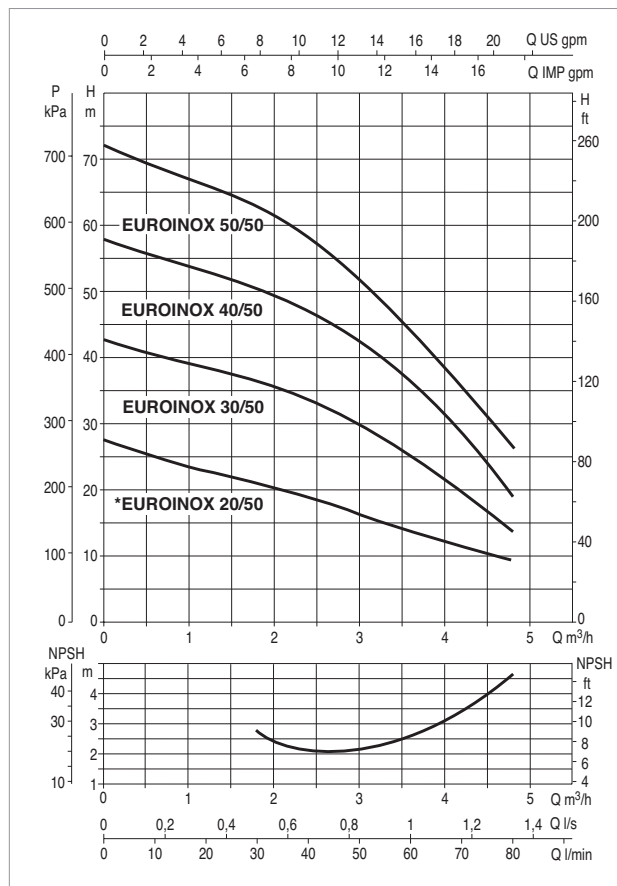
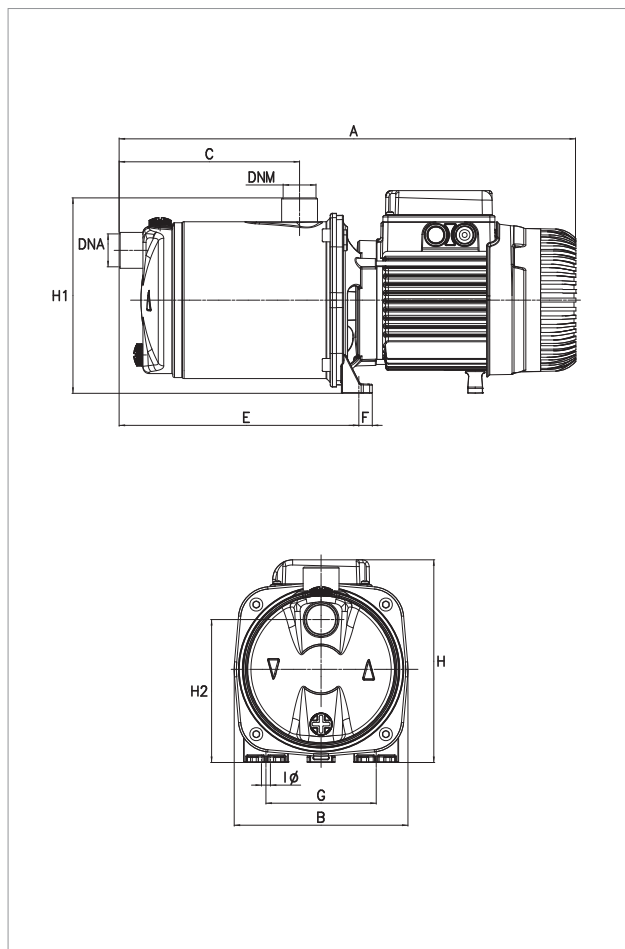
MODEL	ELECTRICAL DATA							
	N° IMPELLER	POWER SUPPLY 50 Hz	P1 MAX KW	P2 NOMINAL		In A	CAPACITOR	
				kW	HP		µF	Vc
EUROINOX 25/30 M	3	1 x 220 - 240 V ~	0.520	0.37	0.5	2.4	10	450
EUROINOX 30/30 M	4	1 x 220 - 240 V ~	0.760	0.45	0.6	3.2	12.5	450
EUROINOX 40/30 M	5	1 x 220 - 240 V ~	0.880	0.55	0.75	3.9	12.5	450

MODEL	A	B	C	E	F	G	I Ø	H	H1	H2	DNA GAS	DNM GAS	PACK DIMENSIONS			VOLUME (mc)	GROSS WEIGHT Kg
													L/A	L/B	H		
EUROINOX 25/30 M	384	174	108	186	13.5	111	9	193	196	143	1"	1"	440	206	245	0.025	9.7
EUROINOX 30/30 M	439	174	166	241	13.5	111	9	193	196	143	1"	1"	480	212	265	0.031	11.7
EUROINOX 40/30 M	439	174	166	241	13.5	111	9	193	196	143	1"	1"	480	212	265	0.031	11.9

* Available upon request.

EUROINOX 50-SELF-PRIMING CENTRIFUGAL ELECTRIC PUMPS FOR DOMESTIC WATER SUPPLY

Liquid temperature range pumped: from 0 °C to +35 °C - Maximum ambient temperature: +40°C



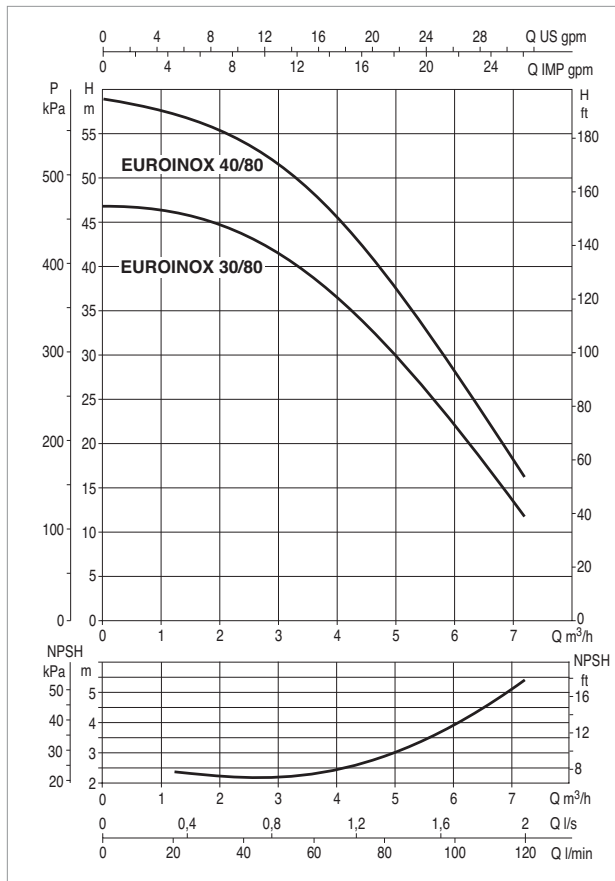
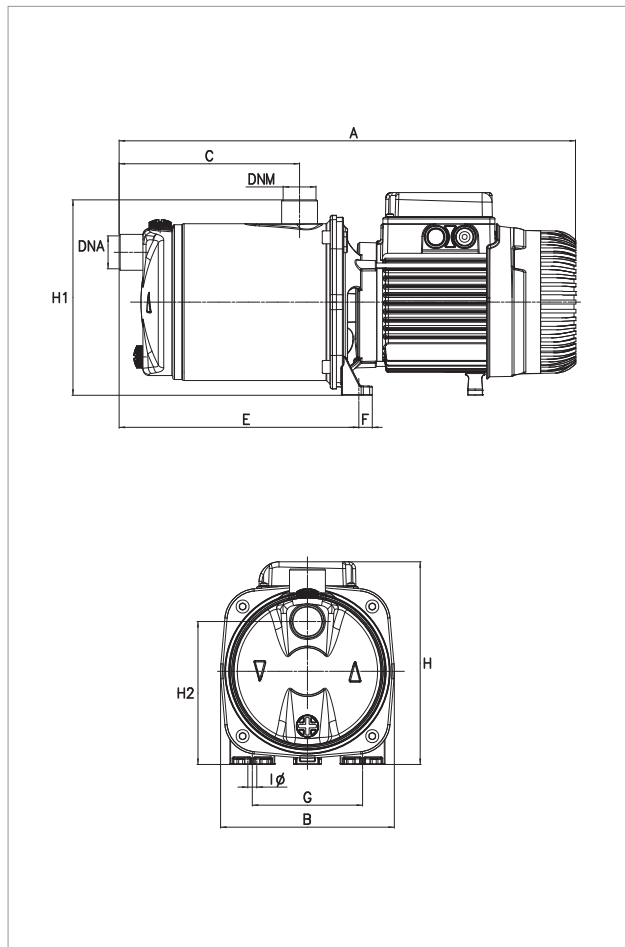
The performance curves are based on the kinematic viscosity values = 1 mm²/s and density equivalent to 1000 kg/m³. Curve tolerance according to ISO 9906.

MODEL	N° IMPELLER	POWER SUPPLY 50 Hz	P1 MAX KW	ELECTRICAL DATA				
				P2 NOMINAL		In A	CAPACITOR	
				kW	HP		µF	Vc
EUROINOX 30/50 M	3	1x220-240 V ~	0.880	0.55	0.75	3.9	12.5	450
EUROINOX 30/50 T		3x230-400V ~	0.870	0.55	0.75	2.8-1.6	-	-
EUROINOX 40/50 M	4	1x220-240 V ~	1.200	0.75	1	5.3	25	450
EUROINOX 40/50 T		3x230-400V ~	1.180	0.75	1	3.8-2.2	-	-
EUROINOX 50/50 M	5	1x220-240 V ~	1.480	1	1.36	6.3	25	450
EUROINOX 50/50 T		3x230-400 V ~	1.440	1	1.36	4.4-2.5	-	-

MODEL	A	B	C	E	F	G	I Ø	H	H1	H2	DNA GAS	DNM GAS	PACK DIMENSIONS			VOLUME (mc)	GROSS WEIGHT Kg
													L/A	L/B	H		
EUROINOX 30/50 MT	384	174	108	186	13.5	111	9	193	196	143	1"	1"	440	206	245	0.025	10.7
EUROINOX 40/50 M	458	174	166	241	13.5	111	9	203	196	143	1"	1"	480	212	265	0.031	14.8
EUROINOX 40/50 T	474	174	166	241	13.5	111	9	203	196	143	1"	1"	560	240	227	0.031	14.8
EUROINOX 50/50 M	458	174	166	241	13.5	111	9	203	196	143	1"	1"	480	212	265	0.031	15.5
EUROINOX 50/50 T	474	174	166	241	13.5	111	9	203	196	143	1"	1"	560	240	227	0.031	15.5

EUROINOX 80-SELF-PRIMING MULTISTAGE CENTRIFUGAL PUMPS CENTRIFUGAL ELECTRIC PUMPS FOR DOMESTIC WATER SUPPLY

Liquid temperature range pumped: from 0 °C to +35 °C - Maximum ambient temperature: +40°C



The performance curves are based on the kinematic viscosity values = 1 mm²/s and density equivalent to 1000 kg/m³. Curve tolerance according to ISO 9906.

MODEL	ELECTRICAL DATA							
	N° IMPELLER	POWER SUPPLY 50 Hz	P1 MAX KW	P2 NOMINAL		In A	CAPACITOR	
				kW	HP		µF	Vc
EUROINOX 30/80 M	4	1x220-240 V ~	1.200	0.8	1.1	5.3	25	450
EUROINOX 30/80 T		3x230-400 V ~	1.180	0.8	1.1	3.8-2.2	-	-
EUROINOX 40/80 M	5	1x220-240 V ~	1.480	1	1.36	6.5	25	450
EUROINOX 40/80 T		3x230-400 V ~	1.440	1	1.36	4.4-2.5	-	-

MODEL	A	B	C	E	F	G	I Ø	H	H1	H2	DNA GAS	DNM GAS	PACK DIMENSIONS			VOLUME (mc)	GROSS WEIGHT Kg
													L/A	L/B	H		
EUROINOX 30/80 M	458	174	166	241	13.5	111	9	203	196	143	1"	1"	480	212	265	0.031	14.8
EUROINOX 30/80 T	474	174	166	241	13.5	111	9	203	196	143	1"	1"	560	240	227	0.031	14.8
EUROINOX 40/80 M	458	174	166	241	13.5	111	9	203	196	143	1"	1"	480	212	265	0.031	15.5
EUROINOX 40/80 T	474	174	166	241	13.5	111	9	203	196	143	1"	1"	560	240	227	0.031	15.5